


Analog input board, optically isolated, 16 differential inputs, 16-bit



APCI-3002

PCI 3.3 V or 5 V

Optical isolation 1000 V

16 differential inputs,
200 kHz throughput

16-bit resolution

PCI DMA, programmable gain

Trigger functions, timer

8 optically isolated digital I/O, 24 V

Features

- PCI 3.3 V or 5 V

Analog inputs

- 16 differential inputs
- 16-bit resolution
- Throughput: 200 kHz
- Voltage inputs: 0-10 V, ± 10 V, 0-5 V, ± 5 V, 0-2 V, ± 2 V, 0-1 V, ± 1 V, freely programmable through software for each channel
- Current inputs: 0-20 mA (option) can be combined freely with voltage inputs
- Gain PGA x1, x2, x5, x10 freely programmable through software for each channel

Analog acquisition

- Different input modes for the analog acquisition:
 - 1) Simple mode
 - 2) Scan modes
 - 3) Sequence modes
 - 4) Auto Refresh mode
- Trigger functions:
 - software trigger or
 - external trigger: the analog acquisition (single or sequence) is started through the signal on digital input 0 from 0 V to 24 V
- Onboard FIFO
- PCI-DMA

24 V digital

- 24 V digital I/O enable a high interference distance and a long distance between signal transmitter and data acquisition
- 4 digital inputs, 24 V, optically isolated
- 4 digital outputs, 24 V, optically isolated

Timer

- 1, 12-bit

Safety features

- For more protection in noisy industrial environment
- Optical isolation 1000 V
- Creeping distance IEC 61010-1
- Overvoltage protection ± 40 V
- Protection against high-frequency EMI
- Input filters
- Noise neutralisation of the PC supply

Applications

- Industrial process control
- Industrial measurement and monitoring
- Multichannel data acquisition
- Control of chemical processes
- Factory automation
- Acquisition of sensors
- Laboratory equipment
- Current measurement
- Instrumentation

Software drivers

A CD-ROM with the following software and programming examples is supplied with the board.

Standard drivers for:

- Linux
- 32-bit drivers for Windows 8 / 7 / Vista / XP / 2000
- Signed 64-bit drivers for Windows 8 / 7 / XP
- Real-time use with Linux and Windows on request

Drivers and samples for the following compilers and software packages:

- .NET
- Microsoft VC++ • Borland C++
- Visual Basic • Delphi
- LabVIEW • LabWindows/CVI

ADDIPACK functions:

Analog input • Digital input • Digital output • Timer

On request:

Further operating systems, compilers and samples.

Driver download: www.addi-data.com, download menu



PCI 32-bit



Windows
64/32-bit drivers



LabVIEW™



LabWindows/CVI™



Customer-tailored modifications

designed to suit your needs. Hardware and software, firmware, PLDs, ... Contact us!

Specifications

Analog inputs

Number of inputs:	16 differential inputs
Resolution:	16-bit
Optical isolation:	1000 V through opto-couplers from PC to peripheral
Input ranges:	Software-programmable for each channel 0-10 V, ±10 V, 0-5 V, ± 5 V, 0-2 V, ± 2 V, 0-1 V, ± 1 V 0-20 mA optional
Gain:	Software programmable (x1, x2, x5, x10)
Throughput:	200 kHz
Trigger:	Through software, timer, external event (24 V input)
Data transfer:	Data to the PC through FIFO memory, Interrupt at EOC (End Of Conversion), DMA transfer at EOC
Interrupts:	End of conversion, at timer overrun, End of scan

Digital I/O

Number of I/O channels:	4 digital inputs, 24 V, 4 digital outputs, 24 V, 50 mA typ., Open Collector
Logical "0" Level:	0-14 V
Logical "1" Level:	19-30 V
Optical isolation:	1000 V through opto-couplers from PC to peripheral

EMC – Electromagnetic compatibility

The product complies with the European EMC directive. The tests were carried out by a certified EMC laboratory in accordance with the norm from the EN 61326 series (IEC 61326). The limit values as set out by the European EMC directive for an industrial environment are complied with. The respective EMC test report is available on request.

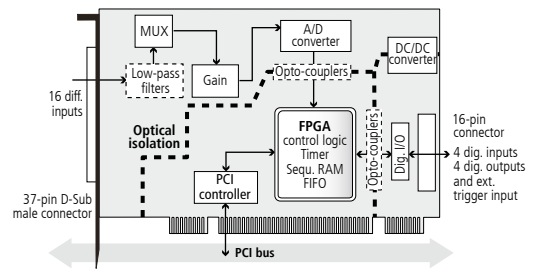
Physical and environmental conditions

Dimensions:	175 x 99 mm
System bus:	PCI 32-bit 3.3/5V acc. to specification 2.2 (PCISiG)
Space required:	1 PCI slot for analog inputs, 1 slot opening for digital I/O
Operating voltage:	+ 5 V, ± 5 % from the PC
Current consumption:	814 mA ± 10 mA
Front connector:	37-pin D-Sub male connector
Additional connector:	16-pin male connector for ribbon cable for connecting the digital inputs and outputs
Temperature range:	0 to 60 °C (with forced cooling)

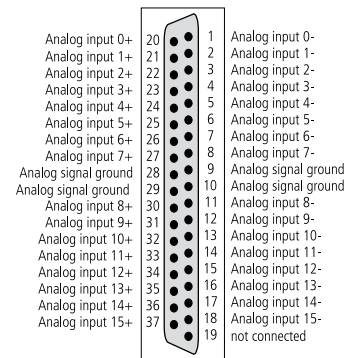
Screw terminal panel PX901-AG with cable ST010



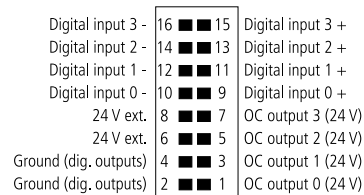
Simplified block diagram



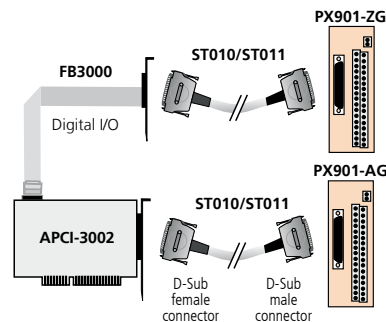
Pin assignment – 37-pin D-Sub male connector



Pin assignment – 16-pin male connector



ADDI-DATA connection



Ordering information

APCI-3002

Analog input board, optically isolated, 16 diff. inputs, 8 digital I/O, 16-bit. Incl. technical description and software drivers.

Options

Please indicate the number of channels

Option PC-diff: Current input for 1 differential channel 0(4)-20 mA

Option DF: Precision filter for 1 channel

Accessories

PX901-AG: Screw terminal panel with transorb diodes, with housing for DIN rail for connecting the analog inputs

PX901-ZG: Screw terminal panel for connecting the digital I/O, for DIN rail

ST010: Standard round cable, shielded, twisted pairs, 2 m

ST011: Standard round cable, shielded, twisted pairs, 5 m

FB3000: Ribbon cable for digital I/O